

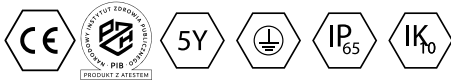


Description

The PRIMROSE wall luminaire is made of aluminum. The luminaire is equipped with a motion sensor. The PRIMROSE luminaire is recommended due to its degree of airtightness (IP65), among others for balconies or terraces.

Basic information

Family:	PRIMROSE
Product:	PRIMROSE N PLX CMW-2f BL IP65 840 8 250
Index:	BLS0000014484
Pictograms:	

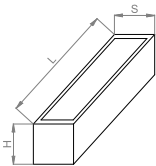


Lighting and electrical parameters

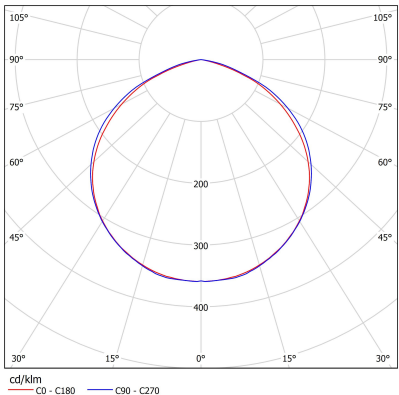
Light source	LED
Luminaire luminous flux [lm]	800
Power of luminaire [W]	6.6
Luminaire's light efficiency [lm/W]	121
Color of the light [K]	4000
CRI	>80
SDCM (LED sources)	3
Protection against electric shock	I
Protection degree	IP65
Voltage	220-240V, 50-60Hz
Lifetime of LED sources [h]	100000
Lx/By	L80/B10
Operating temperature range [°C]	-30 ÷ +30
Driver	LED driver, CMW sensor

Mechanical parameters:

Assembly	ceiling mounted
Material	aluminum
Color	black
Diffuser	PLX opalized
Impact resistant	IK10
Weight [kg]	1.10
Dimensions [mm]	250 x 100 x 110



A graph of light



Technical data may be changed. Photos of the luminaires may differ from reality.
Date of last update: 18-08-2025