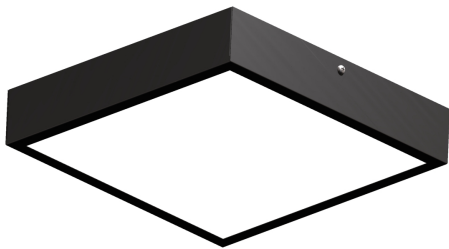


POPPY METAL SQ IP65



Description

Surface-mounted luminary POPPY is made from steel sheet. The ingress protection (IP54) and its hermetic construction enable POPPY to work in rooms and spaces that have elevated humidity. POPPY luminaire is classified to be used indoors, in places such as circulation areas, staircases etc.

Basic information

Family: POPPY METAL SQ IP65
Product: POPPY METAL SQ N BL IP65 CMW 830 18 285
Index: BLS0000008619
Pictograms:

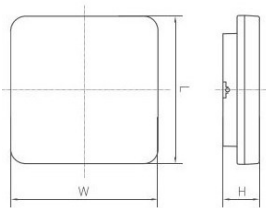


Lighting and electrical parameters

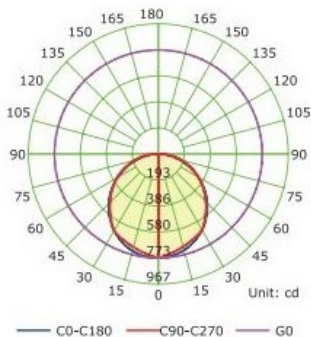
Light source	LED
Luminaire luminous flux [lm]	1804
Power of luminaire [W]	24
Luminaire's light efficiency [lm/W]	75
Color of the light [K]	3000
CRI	>80
Protection against electric shock	II
Protection degree	IP65
Voltage	220-240V, 50-60Hz
Lifetime of LED sources [h]	70000
Lx/By	L70/B50
Driver	LED driver

Mechanical parameters:

Assembly	ceiling mounted
Material	steel sheet
Color	black
Diffuser	PC opalized polycarbonate
Impact resistant	IK10
Weight [kg]	1.27
Dimensions [mm]	285 x 285 x 55



A graph of light



Technical data may be changed. Photos of the luminaires may differ from reality.
Date of last update: 18-08-2025