

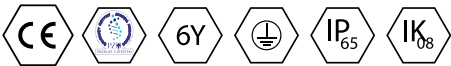


Description

CLEAN luminary ROSE is intended for module dropped ceilings and is made out of white-lacquered steel plate. Application: operating theatre, doctors' surgery, laboratory.

Basic information

Family: ROSE ISO  
Product: ROSE P ISO SHM IP65 840 54 600  
Index: BLS0000007831  
Pictograms:

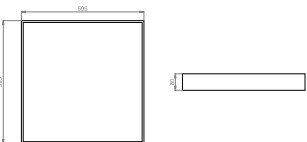


Lighting and electrical parameters

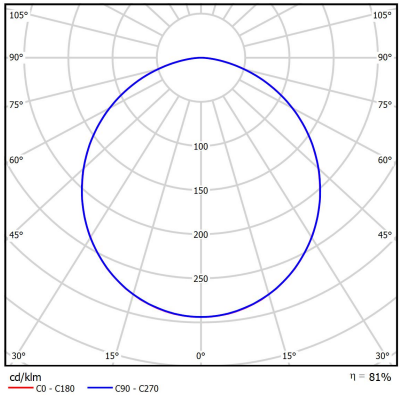
Light source	LED
Luminous flux LED [lm]	6726
LED power [W]	34.5
Luminaire luminous flux [lm]	5442
Power of luminaire [W]	36.5
Luminaire's light efficiency [lm/W]	149
Color of the light [K]	4000
CRI	>80
SDCM (LED sources)	3
Protection against electric shock	I
Protection degree	IP65
Voltage	220-240 V, 50-60 Hz
Lifetime of LED sources [h]	150000
Lx/By	L80/B50
Operating temperature range [°C]	5 ÷ 30
Driver	LED Driver

Mechanical parameters:

Assembly	recessed into the modular ceiling
Material	steel sheet
Color	white
Diffuser	SHM tempered milky glass
Impact resistant	IK08
Dimensions [mm]	595 x 595 x 80



A graph of light



Technical data may be changed. Photos of the luminaires may differ from reality.

Date of last update: 25-04-2024