

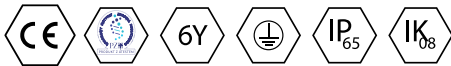


Description

CLEAN luminaire ROSE is intended for module dropped ceilings and is made out of white-lacquered steel plate. Application: operating theatre, doctors' surgery, laboratory.

Basic information

Family:	ROSE ISO CLIP-IN
Product:	ROSE P CLIP-IN ISO CRI SHM DALI IP65 940 96 600
Index:	BLS0000007864
Pictograms:	

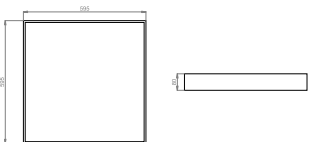


Lighting and electrical parameters

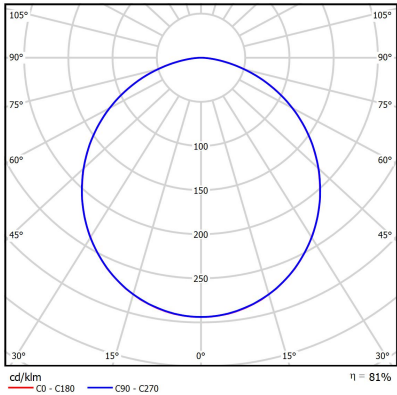
Light source	LED
Luminous flux LED [lm]	12005
LED power [W]	78
Luminaire luminous flux [lm]	9713
Power of luminaire [W]	83
Luminaire's light efficiency [lm/W]	117
Color of the light [K]	4000
CRI	>90
SDCM (LED sources)	3
Protection against electric shock	I
Protection degree	IP65
Voltage	220-240 V, 50-60 Hz
Lifetime of LED sources [h]	150000
Lx/By	L70/B50
Operating temperature range [°C]	5 ÷ 30
Driver	DALI Driver

Mechanical parameters:

Assembly	recessed into clip-in ceiling
Material	steel sheet
Color	white
Diffuser	SHM tempered milky glass
Impact resistant	IK08
Dimensions [mm]	595 x 595 x 80



A graph of light



Technical data may be changed. Photos of the luminaires may differ from reality.

Date of last update: 14-05-2024