

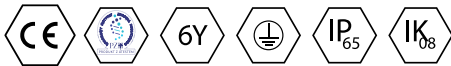


Description

ROSE PRO N luminaire is a ceiling-mounted luminaire, designed for spaces with increased requirements for cleanliness. The latest generation of LEDs with luminous efficiency >190 lm/W guarantees the most energy-efficient solution available on the market. LED sources' lifespan enables 35 years of work assuming 8 hours a day! Microprismatic diaphragm forms a photometric lump with low UGR.

Basic information

Family: **ROSE PRO N**
Product: **ROSE PRO N-ML SHM DALI IP65 840 72 600**
Index: **BLS0000005001**
Pictograms:

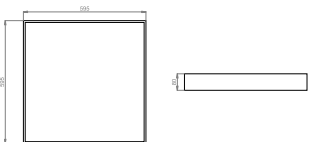


Lighting and electrical parameters

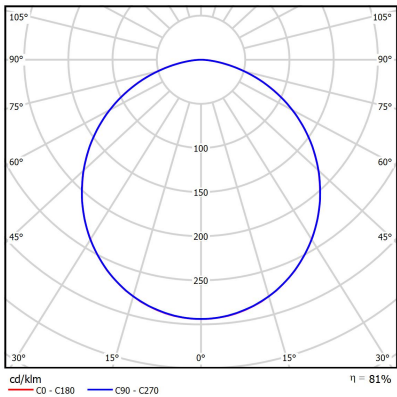
Light source	LED
Luminous flux LED [lm]	8960
LED power [W]	43.6
Luminaire luminous flux [lm]	7250
Power of luminaire [W]	47
Luminaire's light efficiency [lm/W]	154
Color of the light [K]	4000
CRI	>80
SDCM (LED sources)	3
Photobiological risk class (IEC/EN 62471)	RG0
Protection against electric shock	I
Protection degree	IP65
Voltage	220-240 V, 50-60 Hz
Lifetime of LED sources [h]	150000
Lx/By	L80/B10
Operating temperature range [°C]	5 ÷ 30
Driver	DALI Driver

Mechanical parameters:

Assembly	ceiling mounted with magnets
Material	steel sheet
Color	white
Diffuser	SHM tempered milky glass
Impact resistant	IK08
Dimensions [mm]	595 x 595 x 80



A graph of light



Technical data may be changed. Photos of the luminaires may differ from reality.
Date of last update: 25-04-2024